

my **LITTLE**  
**PONY**™


AGES 3+

So Soft

**PINKIE PIE**

“Learns to Walk”™

**ALSO  
INCLUDES:**

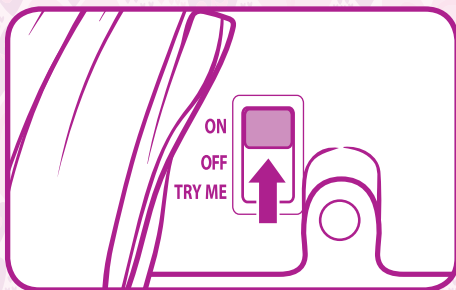


 **x3**  
1.5V AA or LR6 size

**BATTERIES INCLUDED**

Replace with 3 x 1.5V “AA” or LR6 size alkaline batteries.  
Phillips/cross head screwdriver (not included) needed to  
replace batteries.


Note to the consumer: This toy is packaged in TRY ME mode. To switch it to PLAY mode, move the ON/OFF/TRY ME switch to the ON position. Switch is located on pony's back.



## TO PLAY

### PRESS PINKIE PIE® PONY'S HAND.

She talks and moves her legs!  
When she's in a sitting position, she kicks!



### HELP HER WALK WITH YOU!

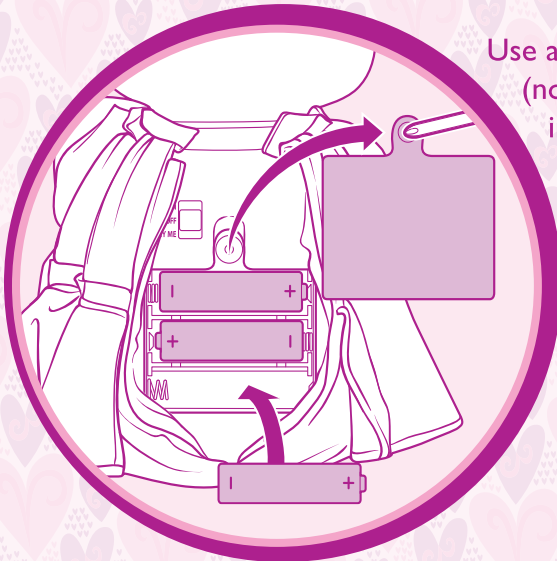
Adjust your pony doll's legs so that you can hold her up in standing position. Press her hand to activate leg motion, and then hold her hands to walk with her!

## CARE FOR HER!

When she's hungry, you can feed her with her spoon or bottle. She also loves her pacifier!



## TO REPLACE BATTERIES



Use a Philips/cross head screwdriver (not included) to loosen screw in battery compartment cover (screw remains attached to cover). Remove cover. Remove and discard old batteries. Replace with fresh 3 x 1.5V "AA" or LR6 size alkaline batteries. Replace cover and tighten screw.

# IMPORTANT: BATTERY INFORMATION



## CAUTION:

1. Always follow the instructions carefully. Use only batteries specified and be sure to insert them correctly by matching the + and – polarity markings.
2. Do not mix old batteries and new batteries or standard (carbon-zinc) with alkaline batteries.
3. Remove exhausted or dead batteries from the product.
4. Remove batteries if product is not to be played with for a long time.
5. Do not short-circuit the supply terminals.
6. Should this product cause, or be affected by, local electrical interference, move it away from other electrical equipment. Reset (switching off and back on again or removing and re-inserting batteries) if necessary.
7. **RECHARGEABLE BATTERIES:** Do not mix these with any other types of batteries. Always remove from the product before recharging. Recharge batteries under adult supervision. **DO NOT RECHARGE OTHER TYPES OF BATTERIES.**

## FCC STATEMENT

This device complies with part 15 of the FCC Rules. Operation is subject to the following two conditions: (1) This device may not cause harmful interference, and (2) this device must accept any interference received, including interference that may cause undesired operation.

This equipment has been tested and found to comply with the limits for a Class B digital device, pursuant to part 15 of the FCC Rules. These limits are designed to provide reasonable protection against harmful interference in a residential installation. This equipment generates, uses and can radiate radio frequency energy, and, if not installed and used in accordance with the instructions, may cause harmful interference to radio communications. However, there is no guarantee that interference will not occur in a particular installation. If this equipment does cause harmful interference to radio or television reception, which can be determined by turning the equipment off and on, the user is encouraged to try to correct the interference by one or more of the following measures:

- Reorient or relocate the receiving antenna.
- Increase the separation between the equipment and receiver.
- Consult the dealer or an experienced radio/TV technician for help.

**CAUTION:** Changes or modifications to this unit not expressly approved by the party responsible for compliance could void the user's authority to operate the equipment.

FRIENDSHIP IS MAGIC  
see more at:  
[WWW.MYLITTLEPONY.COM](http://WWW.MYLITTLEPONY.COM)

Product and colors may vary.

© 2011 Hasbro. All Rights Reserved.  
TM & ® denote U.S. Trademarks.  
29208 PN 7157250000

Questions? Call 1-800-327-8264